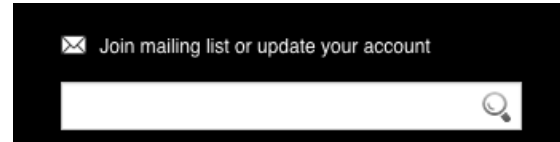


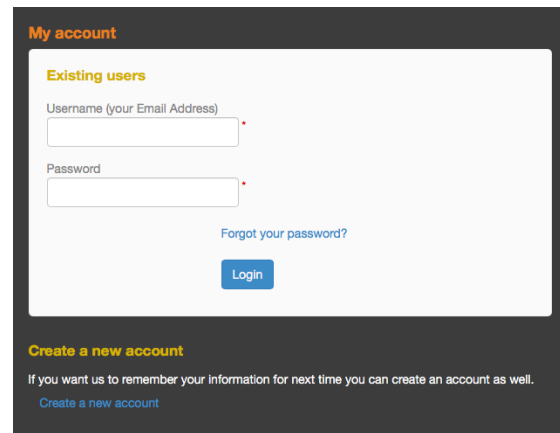
Updating Your Email Preferences

Log into your account at <https://bit.ly/2J1UGs4>. Or click the link at the top right hand corner of TheHanoverTheatre.org to login or create an account.



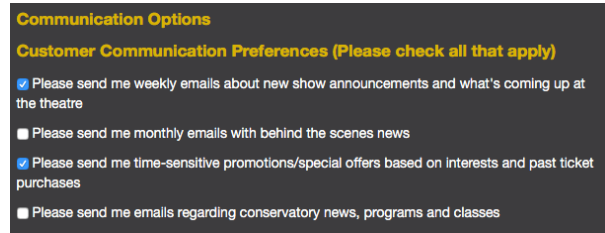
If you do not have an account, click “Create a new account.”

If you have not previously logged in with your email or are unsure of your password, try using “hanover” as your password or click “Forgot your password?” and follow directions.

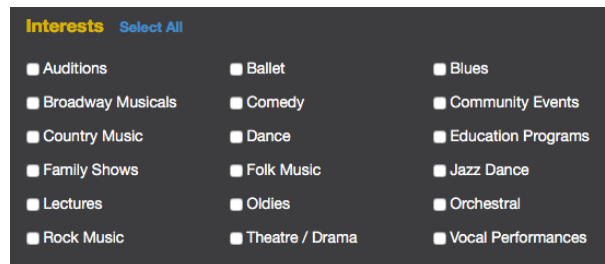


If you continue to have problems logging in, please call the box office at 877.571.7469.

If you are creating a new account, you will be asked to select your email preferences at the bottom of the page. Be sure to check the types of emails you would prefer to receive.



If you choose to receive promotional emails, be sure to also check your specific interests so we can send you relevant content.



Once you have filled out your information, click “Continue” to create your account and login.

If you already have an account, once you have logged in, click on “Account Information” in the left column.

Scroll down and select your email and interest preferences.

Then click “Update” to save your preferences.

